

# FUEL TANK SPACER FULL SET

CAPRICORN

## THE KIT CONTAINS:



M3x10mm Round Head Screw x1

M3x12mm Round Head Screw x1

M3x14mm Round Head Screw x1



Fuel Tank Spacer Upper 1.5cc x1



Fuel Tank Spacer Middle 0.5cc x2



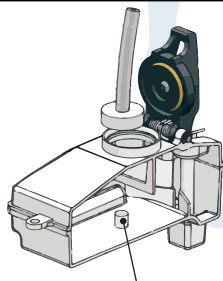
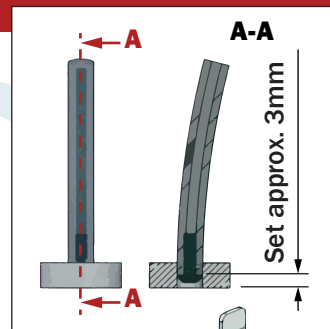
Fuel Tank Spacer Bottom 1.5cc x1

Fuel Tube

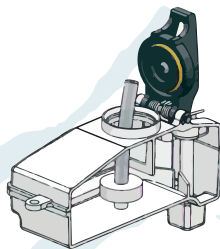
(approx. 50mm)

M3X10mm

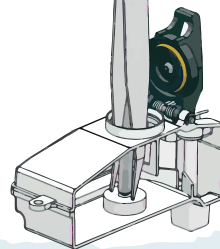
Fuel Tank  
Spacer  
Bottom 1.5cc



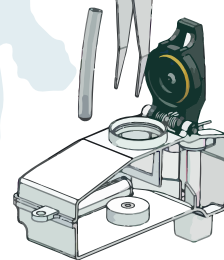
Mounting pin



Attach to the  
mounting pin

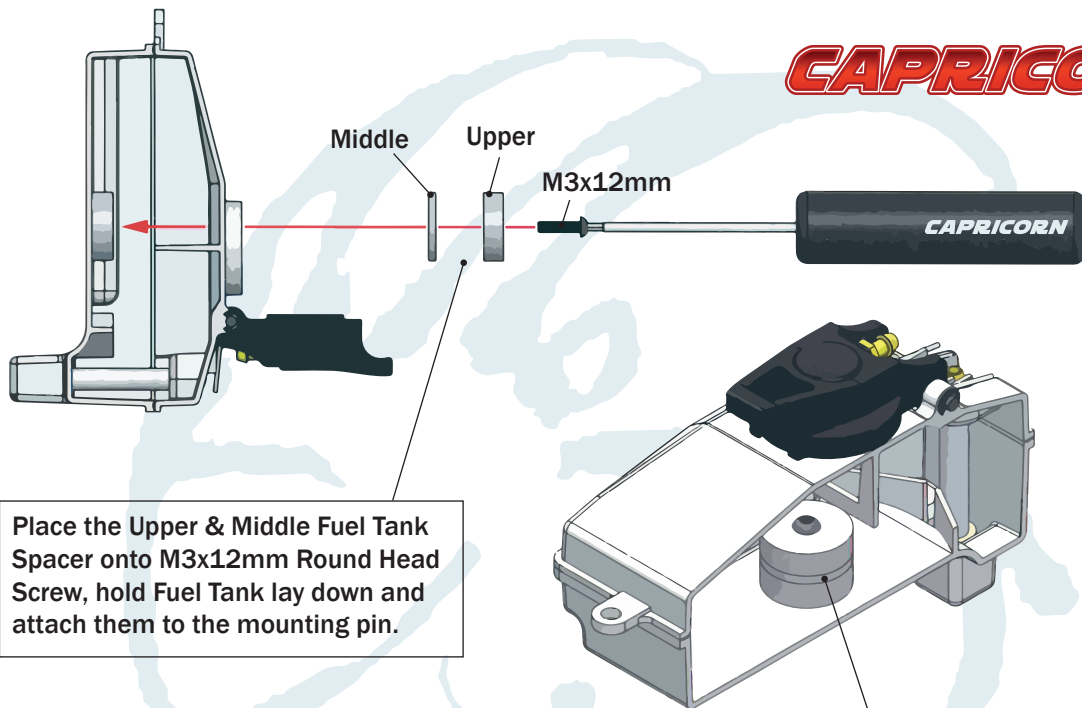


Using tweezers, push Fuel Tank  
Spacer onto the mounting pin



Remove Fuel  
tube & tweezers

# ***CAPRICORN***



Place the Upper & Middle Fuel Tank Spacer onto M3x12mm Round Head Screw, hold Fuel Tank lay down and attach them to the mounting pin.

Up to two 0.5cc spacers can be added. Use M3x14mm Round Head Screw to install both spacers.

For minor adjustment, remove only the Middle Fuel Tank spacer 0.5cc. (Replace the screw with the M3x10mm.)